

PRODUCT REFORMULATION

HB-30 has seen a revamp!

The superior formulation of **Ice 'n' Clean**

Ice 'n' Clean[®]

- Clears heavy limescale and slime deposits
- Nickel and aluminium safe - suitable for all ice machines
- Colour indicator ensures product is completely flushed
- New odourless formula

NEW
ODOURLESS
FORMULA



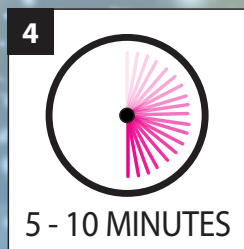
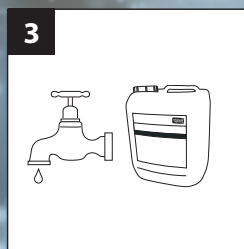
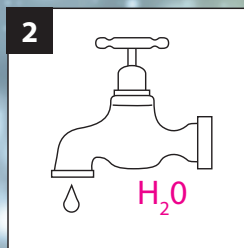
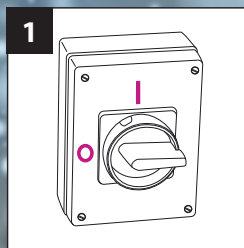
NSF[®]

clever chemistry

TECHNICAL DATA

Name	Ice 'n' Clean®
Product Code	S010169GB
Packing Quantity	4 x 5l Litre
Packing Size (L x H x D cm)	40 x 30 x 27
Shipping Weight (kg)	24.68kg
Shipping Volume (m ³)	0.0324
Soils	Scale, Bacteria, Mould, Fungus

Ice 'n' Clean® will effectively remove limescale and slime – which are common problems in ice machines – and will clean all surfaces. Limescale is formed by the insoluble calcium carbonate coating the ice-making elements. Newly formed ice sticks to the scale and this jams the machine. Slime then builds up, allowing contamination of the ice products. Slime can also give the ice a bad taste or odour.



DIRECTIONS OF USE

Turn off refrigeration and leave pump in operation if possible. Drain machine and refill with fresh water. Add Ice 'n' Clean® to circulating water at a rate of about 1 litre: 15 litres water. Circulate for about 30 minutes. Brush cleaning solution onto scaled surfaces not contacted by the circulation. Extra-heavy scale may require a second dose of Ice 'n' Clean®.

Drums and plastic parts may be cleaned by mixing 1 litre: 7.5 litres water in a plastic container and brushing solution onto scaled surfaces.

After scale removal, drain cleaning solution and flush thoroughly with fresh water. Ice 'n' Clean® has a red colour indicator, that ensures that product is completely flushed after use. Use interval: In line with normal maintenance schedule.

Store upright in a cool, dry place

- 1. ISOLATE**
- 2. DRAIN & REFILL**
- 3. DOSE**
- 4. 30 MINUTES**